

# Year 2 Parent information



2025 - 2026



- Thank you for supporting us at the beginning of term.
- The children are settling in well. They have been enjoying getting to know their new teacher and being back with their friends.



## This presentation will inform you about:

- who's who and what we do.
- about our standards and expectations.
- attendance and punctuality.
- about our curriculum.
- how you can best support your child.
- communication with teachers



# Meet the Year 2 team

2P

Miss Pierce

Ms Cottacoopen


2R

Miss Ramsden

Miss Costi

Mrs Wood— Phase Leader

[mwood@oakthorpe.enfield.sch.uk](mailto:mwood@oakthorpe.enfield.sch.uk)



[www.oakthorpe.enfield.sch.uk](http://www.oakthorpe.enfield.sch.uk)

Our website is full of very useful information.

Newsletters and school information

Emails and texts


Policies

Diary of events

Information for parents

Children's Links (Safesearch etc)

Please refer to the parent handbooks for ways to support your child at home.





# Attendance and Punctuality



School starts at 8.50am and lessons begin at 9am.

There is no late door and gates are locked at 9am.

If your child is late they must enter the school via the office and give a reason for lateness.

School finishes at 3.30pm. Year 1 enter and are collected from the KSI playground and Year 2 from the middle playground.

Please inform the school if your child will be collected by someone else. We will not release your child if we have not been informed.

If your child is unwell please contact the school welfare on the day they are absent.



# Attendance

All children are expected to attend school unless they are unwell. Holidays will not be authorised during school time.

# Attendance last year

Current Year Group	Present
1	93.58
2	93.91
3	94.52
4	96.35
5	94.39
6	96.18

# ATTENDANCE

## WHY IS IT IMPORTANT?

### ABSENCE FROM SCHOOL

Children are required by law to attend school 190 days per year. The Government states that every pupil's attendance should be at least 95%.

How do YOU measure up?

Attendance	Days Absent	Weeks Absent	Lessons Missed
95%	9 Days	2 Weeks	50 Lessons
90%	19 Days	4 Weeks	100 Lessons
85%	29 Days	6 Weeks	150 Lessons
80%	38 Days	8 Weeks	200 Lessons
75%	48 Days	10 Weeks	250 Lessons
70%	57 Days	11.5 Weeks	290 Lessons
65%	67 Days	13.5 Weeks	340 Lessons

89% & Below  
Drastic effect on  
academic achievement

95%-90%  
Cause for  
concern

100%-96%  
Excellent





# Dropping off and collection

If you wish to speak to the teacher, please do this at the end of the school day and wait until the class has been dismissed.

It is not possible to have a conversation whilst making sure children are safely handed over to parents.

Please also be aware that dogs are not allowed in any school grounds.



# School Uniform

- Yellow polo shirt (not a white polo short) or white shirt (tie to be worn with shirt)
- Grey skirt or trousers
- Green school jumper
- Black sensible shoes (NOT trainers, high heeled shoes, boots or sandals) should be worn to school. In Winter children should only wear shoes that come to ankle height. If children wear wellington boots to school, they should bring a change of shoes.
- Please can your child have a waterproof in school if you see it is forecast for rain.
- No long sleeves under polo shirts please.



*Please ensure that all clothing is labelled.*



## P.E.

- Black tracksuit, plain black jumper and a house colour t-shirt for PE.
- Black shorts
- Trainers are allowed.
- Plain black leggings

Children should come into school in their kit on PE days.

PE kits should only include plain black shorts, tracksuit bottoms or leggings and PE sweatshirts. PE clothes should not have large logos or patterns. Football tops are not allowed at anytime.

**PE for Year 2 is Wednesday**



# Our School Rules



Be Safe



Be honest



Be Respectful




Be kind and gentle



Be the best you can be

...and be responsible for your actions.







Year 2 continue to follow the White Rose scheme. We encourage children to use a range of manipulatives and pictures to support them with their maths.

	Week 1	Week 2	Week 3	Week 4	Week 5	Week 6	Week 7	Week 8	Week 9	Week 10	Week 11	Week 12
Autumn term	Number <b>Place value</b> VIEW				Number <b>Addition and subtraction</b> VIEW				Geometry <b>Shape</b> VIEW			
Spring term	Measurement <b>Money</b> VIEW		Number <b>Multiplication and division</b> VIEW				Measurement <b>Length and height</b> VIEW		Measurement <b>Mass, capacity and temperature</b> VIEW			
Summer term	Number <b>Fractions</b> VIEW			Measurement <b>Time</b> VIEW			<b>Statistics</b> VIEW		Geometry <b>Position and direction</b> VIEW		Consolidation	

Year 2
Recite the number names in order to 100. I know number bonds to 10. I know number bonds to 20.
I know doubles and halves of numbers to 20. I know near doubles to 10. I can use bridging and compensation for addition to 10+10.
Count in 2s. I know the multiplication and division facts for the 2 times table. (up to 12x2)
Count in 5s and 10s. I know the multiplication and division facts for the 10 and 5 times table. (up to 12x10 and 12x5)
Count in 3s to 36.
To begin to know the 3 times tables. (up to 10x3)

Children are also required to develop their mental maths. These are called Key Instant Recall Facts (KIRFs)





New from the White Rose team...  
**It's 1-Minute Maths!**

White  
Rose  
Maths

# 1-minute MATHS



for  
KS1!

-  Subitising
-  Addition
-  Subtraction




Our new 1-Minute Maths app helps your pupils to build greater number confidence and fluency. It's all about targeted practice in engaging, one-minute chunks!





# KSI Reading Overview



Children in Year 1 and Year 2 take part in daily group phonics and reading sessions at 9am. They develop their decoding and comprehension skills in small groups. It is vital that children are on time in the mornings in order to take part in Phonics sessions.

Children will bring a reading book home every week. Please support your child in reading and discussing this book and comment in their reading records.


Your child will also have an opportunity to take home a 'book corner' book every week. This has been chosen by your child to enjoy with you at home. Please don't worry if they find it hard to read, it is to support the enjoyment of reading.

# KSI Phonics Overview

At Oakthorpe children learn to read using the Read Write Inc phonics scheme in their daily phonics lessons.

Please refer to the Parent Booklet for more information on the phonics sounds and rhymes we use.

In Year 2 Children will also learn different spelling patterns. Please practise these sounds with your child at home and also the spellings of high frequency words. Children in Year 2 who did not pass the Phonics test will take the statutory Phonics test again in June.



Trips in Year 2 include...

Year 2



**MILLFIELD**  
THEATRE

We always look for the best value for trips. Often our highest costs are the transport. Each Year group in KSI has one 'big' trip linked to the children's learning. There are other trips throughout the year. Most are free or very low cost.

You must give permission on ParentPay or children cannot attend the trip.

**Hertfordshire**





# E-Safety



As a parent or carer you play a key role in helping your child to stay safe online.

It's possible that children may come across things online which are inappropriate for their age and stage of development. Tools like parental controls can help to protect your children from accessing inappropriate content, but you can't check everything they see on the internet. The first step is to have regular conversation about what they do online and encourage them to talk to you if they see anything that upsets them.

## Top tips / tools to use

- Parental controls on home broadband
- Content lock on mobile networks
- Safe search on Google (& other browsers) & YouTube; child-friendly search engine





## HOUSE RULES

Set clear rules for internet use

### ACTIVITY:

What is the balance of digital and non-digital play in your home?

How do you spend time with your child?

How would your child like to spend time with you?

What would you like to do differently?

### Spend regular screen-free time with your child

Your child desires your attention above all else. Spending regular screen-free time together will strengthen your relationship, will support your child's development and will have a direct impact on your child's mental health. Here are some top tips for spending screen-free time with your child:



#### Monitor your own screen use

Be honest about your own screen use. Lead by example as much as you can.



#### Turn devices off at family mealtimes

Including adults! Build this into your family's routine and spend the mealtime talking, eating and playing family games.



#### Turn devices off at bedtime

Devices interfere with sleep hormone production. Spend time instead talking with your child, reading stories, listening to music, and encouraging calm independent entertainment.



#### Build unstructured playtime into your child's routine

Let your child take the lead!



#### Consider your child's 'play diet' and balance digital play with social play, creative play and active play

Children of all ages need social play, creative play and active play as part of their 'play diet'.

**Social play:** Social play is anything which involves interacting with others face to face. Examples include board games, group projects, or simply hanging out and talking.

**Creative play:** Creative play for younger children involves their imagination and pretend play. Creative play for older children more often involves innovation and exploration. Examples include pretend play, setting up a 'shop', putting on a show, music, art, Lego, science experiments and projects of all kinds. Creative play can be structured or unstructured.

**Active play:** Active play has physical activity at its core. Examples include structured sports and activities, playing tag, playing outdoors, riding a bike, skateboard or scooter, going for a walk, playing at a playground or having a kookabout at the park.

Source: [Play Diet - LearningWorks for Kids](#)





Social media APPs have age restrictions. Please check these before downloading them for your child. Some examples are below:

### Snapchat

**Snapchat** is a photo-sharing app where users can send photos or videos to their friends. These will display on screen for up to ten seconds before being deleted, although it is possible to screenshot messages and use other apps to capture the content. Snapchat could be used for messages of a sexual nature or also mean messages. Learn how to set privacy settings with our "how-to" guide.



Cost: Free | Minimum age: 13

### WhatsApp

Free-of-charge, real-time messaging. You can share images and videos, take part in 'group chats' and share locations. You can only message someone if you already know their telephone number.



Cost: Free | Minimum age: 16

### TikTok

TikTok is a popular social networking app that allows users to create, musical clips and short clips up to 60 seconds and add special affects to them.



Cost: Free | Minimum age: 13

### Instagram

A photo-sharing app which allows you to edit photos and videos, upload them and share them to other social networking sites. Photos and videos can be sent directly to friends.



Cost: Free | Minimum age: 13

<https://www.internetmatters.org/>



[office@oakthorpe.enfield.sch.uk](mailto:office@oakthorpe.enfield.sch.uk)

0208 807 4689

- General enquires
- Changes in address
- Pick up changes
- Breakfast club enquiries
- School dinner queries
- Parent Pay help and support
- To request a call back from the teacher



[psa@oakthorpe.enfield.sch.uk](mailto:psa@oakthorpe.enfield.sch.uk)

Mrs Sesto is our Parent Support Officer and works on Mondays, Wednesdays and Fridays.

She can assist with the following:

- Attendance
- Family support
- Admissions



[send@myoakthorpe.net](mailto:send@myoakthorpe.net)

Mrs Sefer is the Assistant Headteacher in charge of Special Educational Needs

- Medical needs
- Social and Emotional Needs
- Child Protection
- Specific learning needs



[Jhamza.308@lgfl.org](mailto:Jhamza.308@lgfl.org)

Mrs Hamza is our Medical Officer

- Medical needs
  - Updates to medical information held by school
  - Care plans
  - Medicines in school
- 
- For absences please call 020 8807 4689



Google Classroom

We will continue to develop our use of Google Classroom

Our aim is to go paperless with homework. Your child's login details shall be stuck into your child's reading records this week for your knowledge.

We are confident that each child will be able to use Google Classroom confidently, efficiently and independently.



## Important dates:

**Book week:** Monday 20<sup>th</sup> October – Friday 24<sup>th</sup> October 2025

**Half term:** Monday 27<sup>th</sup> October – Friday 31<sup>st</sup> October 2025

**INSET days:** Monday 3<sup>rd</sup> November 2025

**Parents meetings:** Tuesday 11<sup>th</sup> November and Thursday 13<sup>th</sup>  
November 2025

**Pantomime at Millfield Theatre:** Tuesday 9<sup>th</sup> December 2025

**End of term:** Friday 19<sup>th</sup> December 2025 at 1.15pm



## School dinners



Healthy, tasty meals are cooked in our kitchen. All meals served at Oakthorpe are halal and beef and pork are not served in school.

Although all children are now eligible for free school meals, it is really important that you still complete a registration form for free schools meals. This is because the school receives additional funding for pupils who would otherwise qualify for free meals. The office will continue to send out forms to you which we ask you to complete. This also helps us apply for additional support such as free uniform, food vouchers and free holiday club places.



# Snack Time



One piece of fruit daily.



Thank you for your support!

